

TSO Input for Arizona Property Tax Credit:

After completing the Health Section of the tax input, the State Return screen will appear.

## State Return



If you need to change your state residency

+ Add Another State Return

State

Arizona

Click on the EDIT icon:



The Pension Exclusion screen will appear. Click "YES" to enter the Subtractions from Income list.

## Arizona Return

### Pension Exclusion

NO

Click "No" to proceed to the main Arizona state return menu.

## Arizona Return

---

**Basic Information**

---

**Additions to Income**

---

**Subtractions from Income**

---

**Standard Deduction**

---

**Itemized Deductions**

---

**Credits**

Select "Begin" opposite the Credits designation to enter the Tax Credit menu.

## Arizona Return

**Credits**

BACK

---

Certain credits are automatically calculated ar  
to your tax situation.

**Property Tax Credit - Form 140 PTC**

Select "Begin" opposite the Property Tax Credit – Form 140 PTC designation to enter the PTC menu.


Click "Yes" in the To File Form 140 PTC selection box.

## Arizona Return

### Property Tax Credit Form 140 PTC

BACK


To File Form 140-PTC, select YES and complete the Qualifying Questions section below. Enter the appropriate property tax information.

--Select--   
--Select--  
**Yes**  
No


Select Begin opposite the Qualifying Questions designation and complete the questions.

#### Qualifying Questions


Were you a resident of Arizona for the entire tax year?

--Select-- 


Did you rent or own home as of December 31, 2020?

--Select-- 


Did you pay property taxes or rent during the tax year?

--Select-- 


Did you live alone for all of 2020?

--Select-- 

Is this the only Property Tax Credit form being filed for your household?

--Select-- 

Did you receive Title 16, SSI Payments during 2020?

--Select-- 

Remember, if the answer to questions 1, 3 or 5 are no, then the taxpayer does not qualify. If the taxpayer or spouse is not 65, then question 6 must be Yes to qualify AND the taxpayer must have an SSI determination letter.

## ARIZONA PROPERTY TAX CREDIT

TaxSlayer will calculate the income qualification from the response to question 4. Remember, income for PTC

When finished, Click Continue to return to the main PTC menu. Complete the Household Income sections for income from additional household members that is not include in this tax return.

### Household Income received from Other Persons you lived with

### Household Income adjustments

Income includes, wages, dividends, interest, business income, Capital gain/loss (but not a loss carryforward), pension and annuity income, rent and royalty ncome and alimony.

Household Income Adjustments include the addition back to income for any Short or Long Term carryforward shown on the Federal return, which reduced Az income.

When complete, use either the Renter or Owner section to calculate the Tax Credit. If the taxpayer rented the property, then choose Taxes from Form 201 and consult the taxpayers copy of Form 201 to complete this section. Remember a taxpayer (mobile home) may have both Rent and Owned taxes paid.

### Taxes From Form 201

AZ Form 201 screen will appear. Select Add Property to continue.

### AZ Form 201 Renters Certificate

BACK

Land Lord Name

Add Property

Complete all 3 sections (Landlord Information, Business Information and Property Information) using the taxpayers Form 201 for reference. Enter the property Tax Percentage carefully as shown in TSO.

If the taxpayer owns the property, then select Begin, which is opposite the Property Taxes Paid designation.

### Property Taxes Paid

The Property Taxes Paid screen will load. It is recommended to always use the County Assessor or Treasury website to confirm to taxes paid for the calendar year as some taxpayers pay partial year payments and their records may not be accurate.

Do NOT select the Attach PDF of Property Taxes Paid. Go directly to the Property Tax Information link.

### Property Taxes Paid

BACK

If you have a PDF of your Renters Certificate o

Otherwise, fill out the information inside the Pr

**Attach PDF of Property Taxes Paid**

**Property Tax Information**

The screen will appear, and you will select the Add Property Tax Information link.

## AZ Property Tax Information

BACK


Property ID

[Add Property Tax Information](#)

Complete the Property Tax Information section. If the taxpayer did not pay the property taxes, complete the Payer Section. Property taxes paid through escrow accounts are considered paid by the taxpayer.

Complete the PTC input by selecting Back, Back, Continue, Back and Exit Arizona Return.

ONLY after you exit the Arizona Return will TSO calculate the PTC and Form 140PTC will be available to

review using the  icon.

Review Form 140PTC for accuracy. The available tax credit is from \$0 to \$502. The credit is reduced as income increases.

A detail of the Household Income is shown in section 1 at the top of page 2 of Form 140PTC.

TSO will also create a Property Tax supporting statement, which is acceptable in lieu of a PDF of the receipt.

If Form 140PTC shows \$0 credit due, you will not be able to file electronically. If a calculation error was made, go back and correct. If the \$0 amount is correct, you do not need to delete everything entered, simply go to the initial screen and “No” to the first question which is “To file Form 140PTC, select Yes.

That will remove the form from the tax return and electronic file will be available.